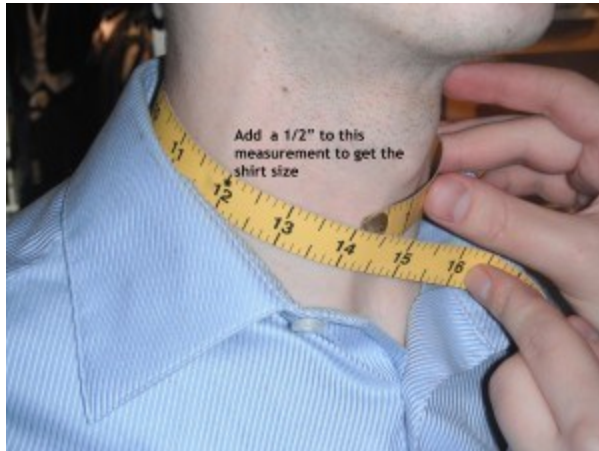
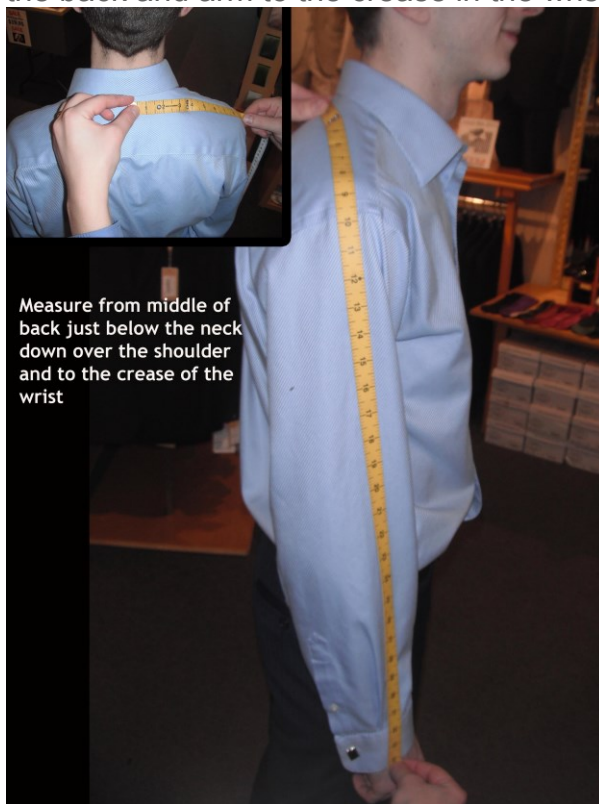


Measurement Techniques

1. Neck – Measure around the neck and add 1/2" to the measurement.




2. Sleeve Length – Measure from the center of the collar and follow outside contour of the back and arm to the crease in the wrist.



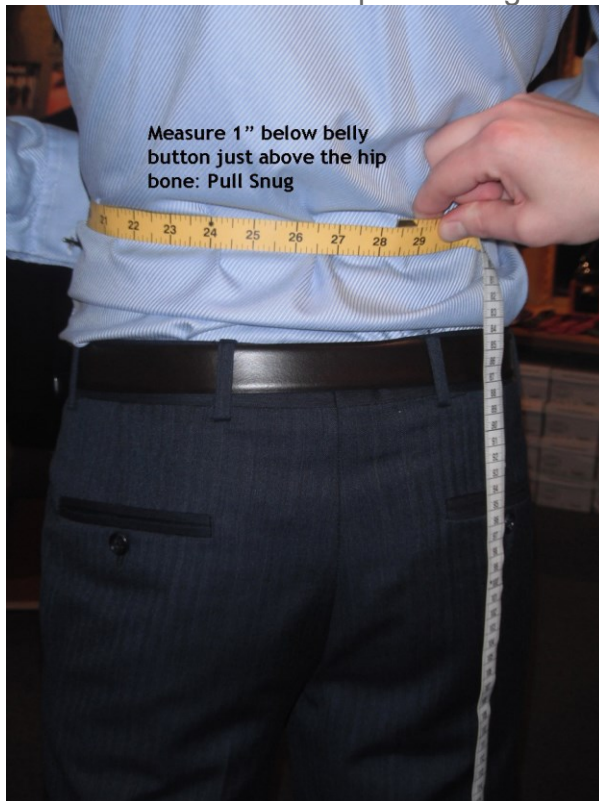
3. Chest – Measure around chest at the fullest part of the chest

4. Overarm – Measure overarm at top of muscle. Deduct 7" from overarm measurement to get the coat size.

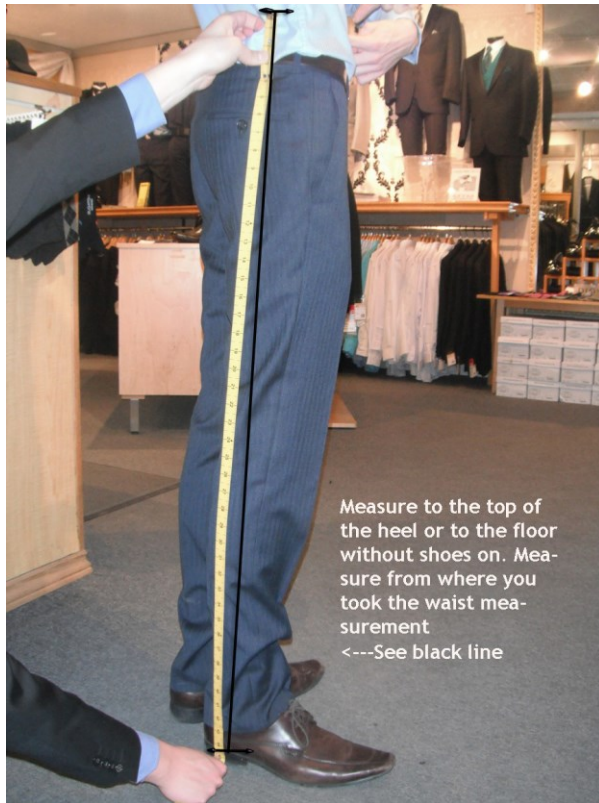
5. Compare chest measurement and the overarm measurement less 7". Whichever is bigger should be the jacket size.



6. Waist – Measure around waist just below the belly button (about an inch). Waist measurement should be pulled snug.



7. Outseam – Measure from the top of the pant waistband down to the top of the heel of the dress shoe or to the floor without shoes. (You should be measuring from the same spot you measured the waist measurement)



8. Thigh – measure the thigh at its widest point (up snug to the crotch).
9. Hip – Measure hip at largest point. Subtract 7” to find proper waist size.



10. Insleeve – The jacket insleeve should be measured with the customer wearing a suit jacket. The measurement is from under the arm pit following the jacket insleeve just past the wrist bone. (Follow the seam that starts in the armpit down to the correct length)



11. Make sure you provide an accurate height and weight along with your measurements to make sure we get a complete measurement profile.
12. Don't forget to give us your shoe size too