

Personalized Learning for Every Student


Dr. Nathan Balasubramanian, CEO of 7CsThrive

Michael Cardona, Superintendent of San Marcos CISD

Ana Cortez, Vice President of MASBA & Board Member, Manor ISD



Balasubramanian, Cardona, & Cortez




Who's Here? Why?

<https://Nearpod.com>

Access Code: MUDAT




Balasubramanian, Cardona, & Cortez



Why We Are Here Today



Balasubramanian, Cardona, & Cortez



Planning and Delivering Personalized Learning

Student-Level School-Level District-Level

Identify student needs

Set goals in collaboration with families


Incorporate student interests and preferences

Deliver instruction to address the unique needs and goals of every student

Monitor progress toward achieving student outcome goals (recall LSG & HB 3)



Balasubramanian, Cardona, & Cortez




Personalized Learning



Student-level Data



Balasubramanian, Cardona, & Cortez

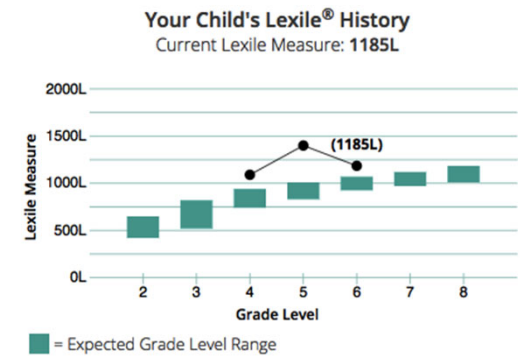
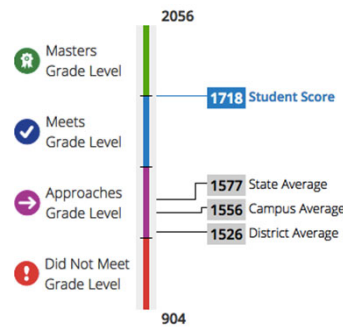


Drilling Down with STAAR


FREE Resources for Every Parent

<http://TexasAssessment.com>

<https://Quantiles.com>

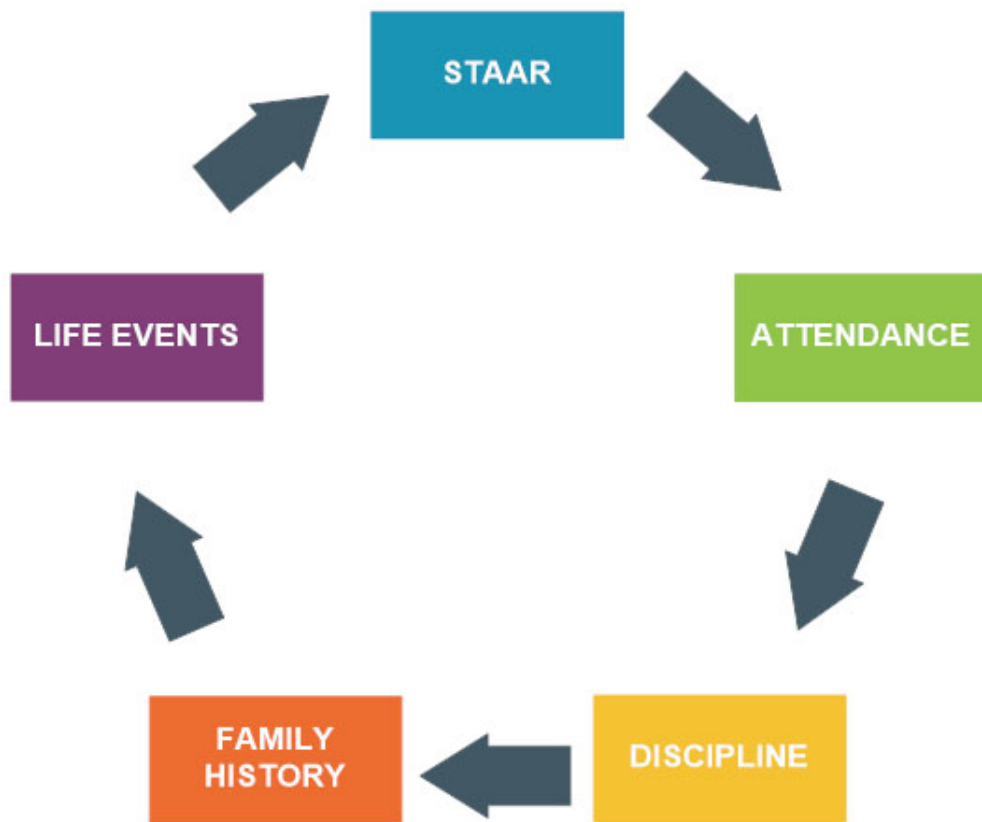


Balasubramanian, Cardona, & Cortez




How we use STAAR for Personalized Learning

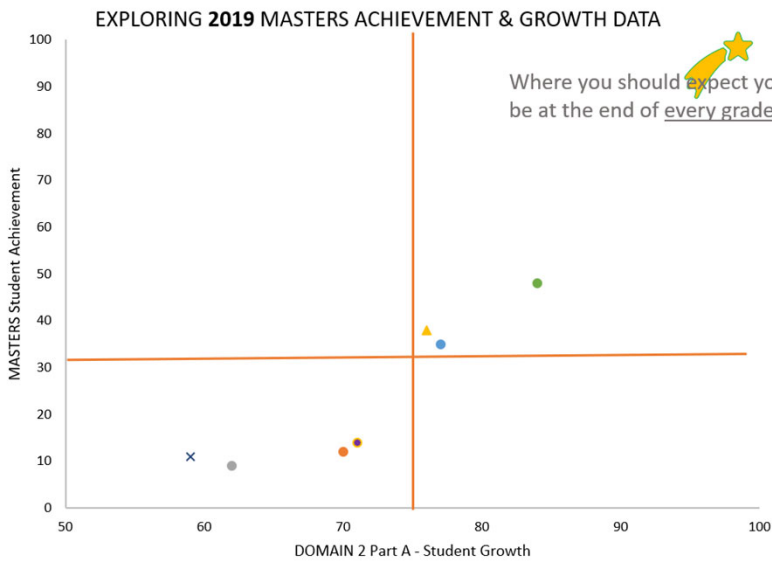
Parent/Leader Perspective – Differential Diagnosis



Balasubramanian, Cardona, & Cortez




Building Up Student-level to School-level Expectations



School-level Data


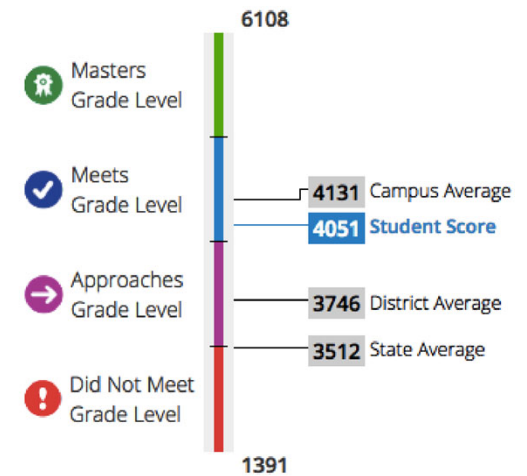
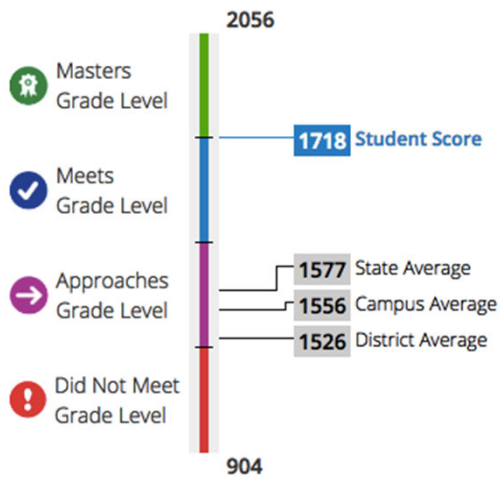


Balasubramanian, Cardona, & Cortez



Student Scores Must Mean Something

What does a score of 35 mean?




Explore Data From Your Own District (& School)

SCAN ME



Balasubramanian, Cardona, & Cortez



HB 3 & LSG Board Adopted Student Outcome Goals

Community/Leader Perspective


Board and Superintendent Work Collaboratively to set **S.M.A.R.T.E.R Goals** (Specific, **M**easurable, **A**chievable, **R**elevant, **T**ime-bound, **E**ngaging, and **R**esourced Goals):

For example, the percent of third grade students that score 'Masters' on the STAAR test will increase from 56 percent in Spring 2019 to 60 percent by Spring 2021.

Engage community, for example, and get them excited about the **60x30TX** plan. At least 60 percent of children at Elementary School, will exit after having mastered grade level content in grade three.



Balasubramanian, Cardona, & Cortez




Building Up School-level to District-level Expectations



District-level Data



Balasubramanian, Cardona, & Cortez

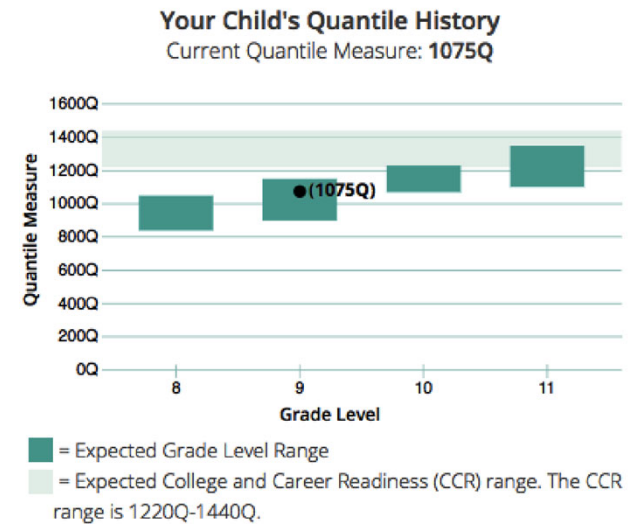
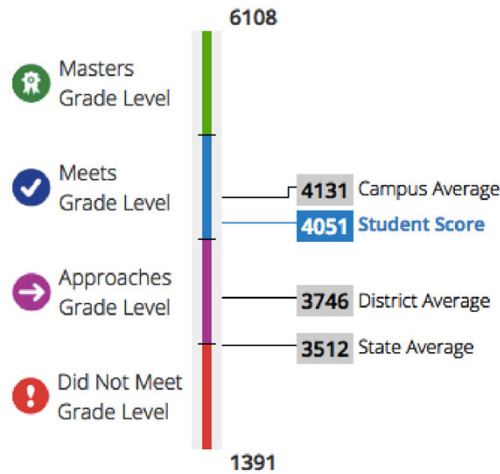


Recall Differential Diagnosis & Personalized Learning


FREE Resources for Every Parent

<http://TexasAssessment.com>

<https://Quantiles.com>



Balasubramanian, Cardona, & Cortez




How do we Launch Personalized Learning Board/Leader Perspective

- Understand Personalized Learning to Challenge and Grow Every Student
- Educate every stakeholder on <http://TexasAssessment.com> and <https://Quantiles.com> to personalize learning for every student
- Use data to identify best practices and close achievement gaps




Balasubramanian, Cardona, & Cortez



What Questions Do You Have For Us?



Balasubramanian, Cardona, & Cortez



To Learn More About Personalized Learning


Dr. Nathan Balasubramanian : (512) 879-7141
Nathan.DrB@7CsThrive.org
<https://7CsAcademy.org>

Michael Cardona : (512) 393-6767
Michael.Cardona@SMCISD.net

Ana Cortez : (512) 278-4000
Ana.Cortez@ManorISD.net



Balasubramanian, Cardona, & Cortez



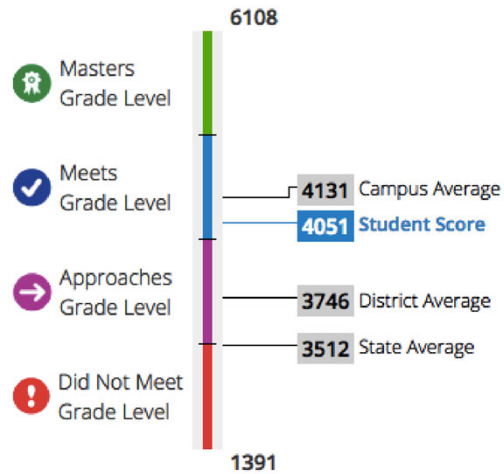
Appendix



Balasubramanian, Cardona, & Cortez



Framing the Conversation




[Policy Definitions of Performance Levels](#)

[Raw Score Conversion Table](#)

[Past Raw Score Conversion Tables](#)




Balasubramanian, Cardona, & Cortez



Leaderboard on Best Practices - Elementary

MASBA District Schools	Non-MASBA District Schools
Harlandale ISD (<u>Collier ES</u> , G5R_G-93; <u>Gillette ES</u> , G5M_G-97; <u>Stonewall ES</u> , G5M_G-97)	Randolph Field ISD (<u>Randolph ES</u> , G4M-64: G4M_G-95: Elem_Avg_G-84)
Schertz-Cibolo-Universal City ISD (<u>Laura Ingalis Wilder ES</u> , Elem_Avg_G-84)	Judson ISD (<u>Wortham Oaks ES</u> , G3R-66: G5R_G-94: Elem_Avg_G-86)
Northside ISD (<u>McAndrew ES</u> , G5R-67: G5M-74: Elem_Avg-51: GR5_M_G-98; <u>Leon Springs ES</u> , G5R-64: G4R_G-89: Elem_Avg_G-87; <u>Blattman ES</u> , G5M-75: G5M_G-97; <u>Glass ES</u> , G5R_G-93; <u>Burke ES</u> , G4M_G-93; <u>Mireles ES</u> , G5M_G-98; <u>Allen ES</u> , Elem_Avg_G-84; <u>Fernandez ES</u> , Elem_Avg-84)	Somerset ISD (<u>Somerset ES</u> , G4M_G-91)
	South San Antonio ISD (<u>Kindred ES</u> , G5M_G-97)
	BASIS Texas (G4M-58)
	Boerne ISD (<u>Fair Oaks Ranch ES</u> , G3R-63: G4R-51: <u>Cibolo Creek ES</u> , G3R-56: G3M-66)
	Comal ISD (<u>Hoffmann Lane ES</u> , G3R-60: G4R-52: G5R-73: G4M-56: G5M-78: Elem_Avg-56; <u>Timberwood Park ES</u> , G5R-61: G4M-57: Elem_Avg_G-84; <u>Johnson Ranch ES</u> , G3M-53; <u>Arlon R Seay ES</u> , G5M_G-98)
	North East ISD (<u>Hardy Oak ES</u> , G3R-58: G5R-67: G3M-53: G5M-84: Elem_Avg-55: Elem_Avg_G-85; <u>Wilderness Oak ES</u> , G4R-52: G5R-63: G4M-60: Elem_Avg-52; <u>Hidden Forest ES</u> , G4R-52: G5M-74: G4R_G-87; <u>Vineyard Ranch ES</u> , G3R-58; <u>East Terrell Hills ES</u> , G5R_G-96)
	San Antonio ISD (<u>Mark Twain</u> ; <u>M L King Academy</u> ; <u>David Barkley</u> ; <u>Washington</u> ; <u>Highland Hills</u> ; <u>Mission Academy</u>)




Grade 3 ELAR Achievement Gaps & HB 3

	Wortham Oaks (66%) Judson ISD	Fair Oaks Ranch (64%) Boerne ISD	Hoffmann Lane (60%) Comal ISD	Hardy Oak (58%) North East ISD	Vineyard Ranch (58%) North East ISD	Cibolo Creek (56%) Boerne ISD
Enrollment	279	603	794	690	817	766
EcoDis	37.6	7.3	5.4	8.8	14.9	13.1
ELs	9.3	1.8	0.0	5.8	28.8	0.7
SpEd	10.0	10.6	4.2	11.2	6.1	12.5
Hispanic	52.3	20.9	18.4	31.3	51.5	22.7
White	27.2	74.8	76.2	50.0	32.1	72.8
H_Mastery	61.0	37.0	61.0	44.0	39.0	56.0
W_Mastery	71.0	71.0	59.0	68.0	79.0	55.0
GAP	10.0	34.0*	-2.0	24.0*	40.0*	-1.0

*S.M.A.R.T.E.R.
Goal: What **Resources** is the school/district committing to **close these gaps?**



Balasubramanian, Cardona, & Cortez



Leaderboard on Best Practices – Elementary

MASBA Districts	Non-MASBA Districts
Ben Bolt-Palito Blanco ISD (G4M-71; G4M_G-96)	Alamo Heights ISD (G5M_G-95)
Brownfield ISD (G5M_G-93)	BASIS Texas (G3R-54; G4R-45; G5R-51; G3M-45; G4M-58; G5M-63)
Buena Vista ISD (G5M_G-97)	Boerne ISD (G5R-46)
Culberson County-Allamore ISD (G4R_G-94; G5R_G-90; EGAvg_G-85)	La Vernia ISD (G5M-61; G4M_G-81; EGAvg_G-81)
Dilley ISD (G5R_G-90)	Lackland ISD (G5M-56)
Grapevine-Colleyville ISD (G5R-49)	Lighthouse Charter School (G5M_G-93)
Jim Hogg County ISD (G5R_G-90; G5M_G-93)	New Frontiers Public Schools Inc. (G5R-97)
Katy ISD (EGAvgM-40)	Poth ISD (G5M_G-95; EGAvg_G-81)
La Gloria ISD (G5M-61; G5R_G-92)	Randolph Field ISD (G3M-44; G4M-64; G5M-70; EAvG-48; G4M_G-95; EAv_G-84)
Mathis ISD (G4R_G-77; EGAvg_G-81)	School of Science & Technology (G5M-G-93)
Palacios ISD (G4R_G-76; G4M_G-83)	Somerset ISD (G4M_G-82)
Roma ISD (G4M-48; EGAvg_M-40)	Stockdale ISD (G5M_G-91)
Sterling City ISD (G5M_G-100)	