

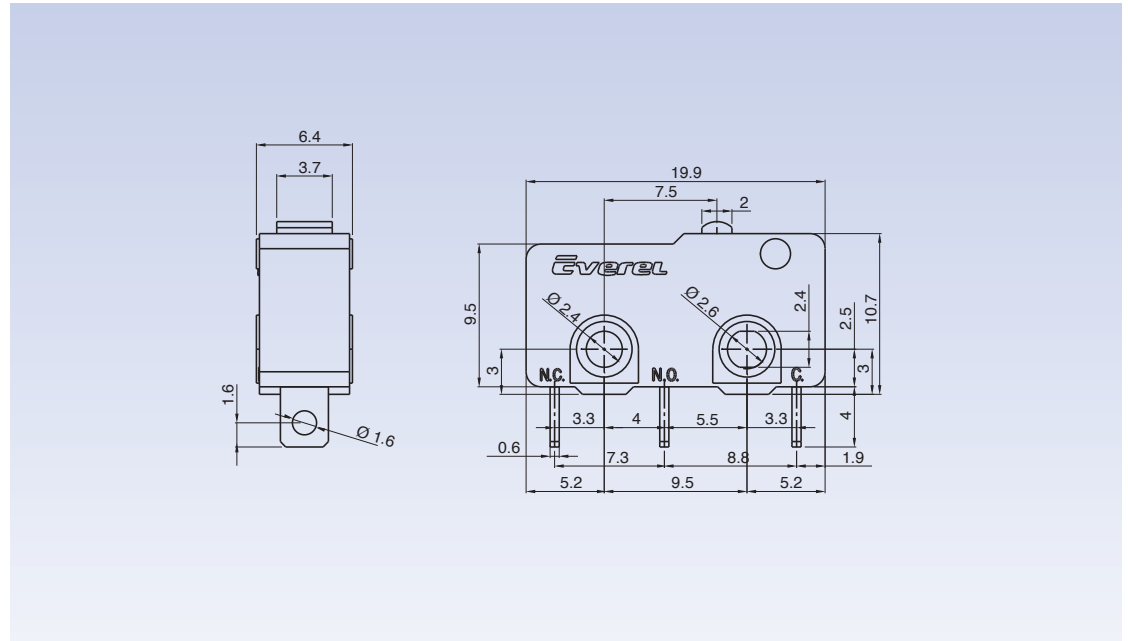


MSS

OPERATING SPEED	0,1 - 1 m/s (related to actuator form)
OPERATING FREQUENCY	Mechanical 60 cycles/min; Electrical 15 cycle/min
INSULATION RESISTANCE	≥100MΩ (500 VDC)
CONTACT RESISTANCE	< 100mΩ (initial value)
TEST VOLTAGE (each terminal same polarity)	AC1000V, 50/60HZ, 1MIN
TEST VOLTAGE (each terminal and non current carrying metal parts)	AC1500V, 50/60HZ, 1MIN
TEMPERATURE GRADE	-25 °C ≤ T ≤ 125 °C
VIBRATION RESISTANCE	10-55Hz, 1.5mm, double amplitude
LIFE EXPECTANCY	Mechanical ≥ 10 Mio cycles Electrical ≥ 50 k cycles



DRAWING



ELECTRICAL RATING

05
5 A - 125/250 VAC - 5E4
25T125
µ disconnection
EN 61058

5 A - 125/250 VAC
1/8 HP - 125/250 VAC
UL 1054

12
12 (6) A - 125/250 VAC
40T125
µ disconnection
EN 61058

12 A - 125/250 VAC
UL 1054

OPERATING FORCE

150 Electrical rating 05
150 gf

350 Electrical rating 12
350 gf

TERMINAL STYLE

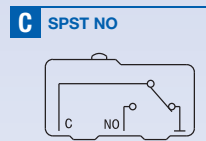
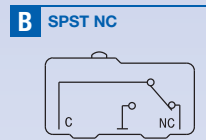
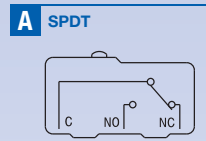
S
Solder connect

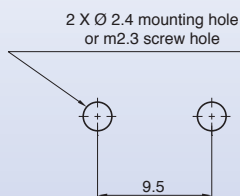
LEVER TYPE

00
No lever

All levers available in Accessories section

CIRCUIT CODE






ELECTRICAL RATING		OPERATING FORCE		TERMINAL STYLE	LEVER TYPE	CIRCUIT CODE
M	S	S				

ACCESSORIES: LEVERS AVAILABLE

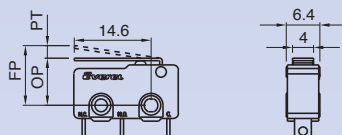
00



PARAMETERS

OF Max		RF Min		PT Max	OT Min	DT Max	FP Max	OP
(N)	(gf)	(N)	(gf)	(mm)	(mm)	(mm)	(mm)	(mm)
1.47	150	0.34	35	1.0	0.4	0.2	9.1	8.5

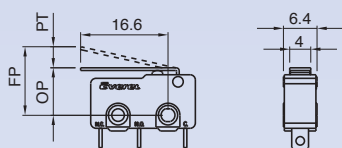
01



PARAMETERS

OF Max		RF Min		PT Max	OT Min	DT Max	FP Max	OP
(N)	(gf)	(N)	(gf)	(mm)	(mm)	(mm)	(mm)	(mm)
0.49	50	0.078	8	8	3.6	1.0	11.7	8.9

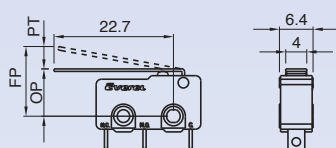
02



PARAMETERS

OF Max		RF Min		PT Max	OT Min	DT Max	FP Max	OP
(N)	(gf)	(N)	(gf)	(mm)	(mm)	(mm)	(mm)	(mm)
0.44	45	0.059	6	4.0	0.6	1.0	12.0	8.9

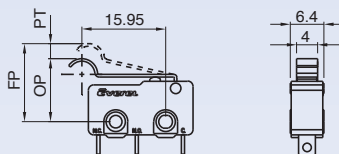
03



PARAMETERS

OF Max		RF Min		PT Max	OT Min	DT Max	FP Max	OP
(N)	(gf)	(N)	(gf)	(mm)	(mm)	(mm)	(mm)	(mm)
0.34	35	0.059	6	6.1	0.8	1.8	13.5	8.9

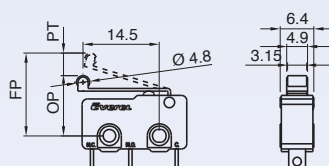
05



PARAMETERS

OF Max		RF Min		PT Max	OT Min	DT Max	FP Max	OP
(N)	(gf)	(N)	(gf)	(mm)	(mm)	(mm)	(mm)	(mm)
0.44	45	0.059	6	5.0	0.6	1.0	18.5	12.2

06



PARAMETERS

OF Max		RF Min		PT Max	OT Min	DT Max	FP Max	OP
(N)	(gf)	(N)	(gf)	(mm)	(mm)	(mm)	(mm)	(mm)
0.49	50	0.078	8	3.8	0.8	1.0	17.6	14.6

OF = Operating Force
RF = Related Force
PT = Pre Travel
OT = Over Travel
DT = Different Travel
FP = Free Position
OP = Operating Position